

# Mariposa Harp String Chart

A to C, 34 Strings

# - the string number, beginning with the shortest string down to the longest

**Type & Diameter** - the material(s) of which the string is made and the diameter(s) of the string.

N - nylon monofilament

N/N - nylon core with a nylon wrap

SFB - steel core, fiber bed, bronze wrap

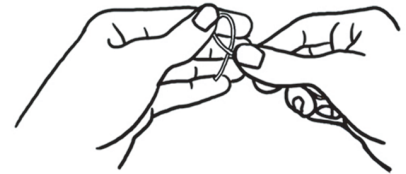
**Length** - for all nylon monofilament strings, the length given is the approximate length from the eyelet to the tuning pin. Five inches of length should be added before cutting. For N/N and SFB strings, the length given is the vibrating length. All wrapped strings are ordered based upon vibrating length.

**Color** - blank spaces indicate clear strings, "R" is for Red and "B" is for Blue

**Note** - This tells what note the string is, Middle C is denoted with an asterik (\*)

#	Type & Diameter	Length (in.)	Color	Note
1	N .025	4.380		A
2	N .025	5.250		G
3	N .025	6.250	B	F
4	N .025	7.000		E
5	N .028	7.750		D
6	N .028	8.500	R	C
7	N .028	9.250		B
8	N .032	10.000		A
9	N .032	10.750		G
10	N .036	11.630	B	F
11	N .036	12.500		E
12	N .036	13.500		D
13	N .040	14.500	R	C
14	N .040	15.500		B
15	N .040	16.750		A
16	N .045	18.000		G
17	N .045	19.250	B	F
18	N .045	20.250		E
19	N .050	22.000		D
20	N .050	23.380	R	C
21	N .055	25.000		B
22	N .055	26.500		A
23	N .055	27.880		G
24	N .060	29.380	B	F
25	N/N .050/.010	30.880		E
26	N/N .055/.010	32.250		D
27	N/N .055/.013	33.250	R	C
28	N/N .055/.015	35.250		B
29	N/N .055/.018	36.750		A
30	N/N .055/.018	38.250		G
31	SFB .020/5/.010	39.380	B	F
32	SFB .020/7/.010	40.380		E
33	SFB .022/5/.015	41.250		D
34	SFB .024/7/.015	42.000	R	C

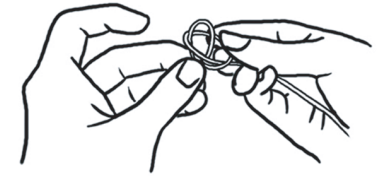
# How to Tie a Knot



1. First make one loop with the end of your string.



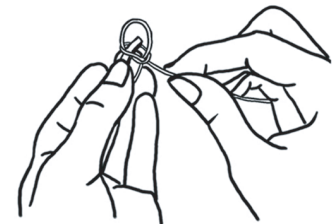
2. Then make a second loop. Notice the ends of the string are behind the loops.



3. Take the second loop you made (on the right side) and put it over the first loop (on the left). The left loop will now be inside the right loop.



4. Pull the long tail of the knot to tighten and finish your knot.



Insert a piece of string or leather to prevent the knot from slipping through the eyelet on the soundboard for extra security for for smaller gauged strings.

For additional strings, contact:  
**Robinson's Harp Shot**  
**Mount Laguna, California**  
**619/473/8556**